

WEDDING ICON

Amanda Seyfried in
MAMMA MIA!

Brides everywhere fell for her ethereal gown and, of course, that hair! Now it's your turn to get the look




The Original

Costume designer Ann Roth played off the film's Greek setting when designing Seyfried's three-tier silk chiffon and cotton gown. "I was inspired by sculptures of Athenian maidens at the Acropolis, known as *korai*, as well as the sea and its reefs," says Roth. She topped off the look with a crystal-and-seashell headress. —ANGELA SALAZAR

The Shoes

Knotted d'Orsay heels bring polish to an unstructured look. Satin, Stuart Weitzman, \$325; stuartweitzman.com.



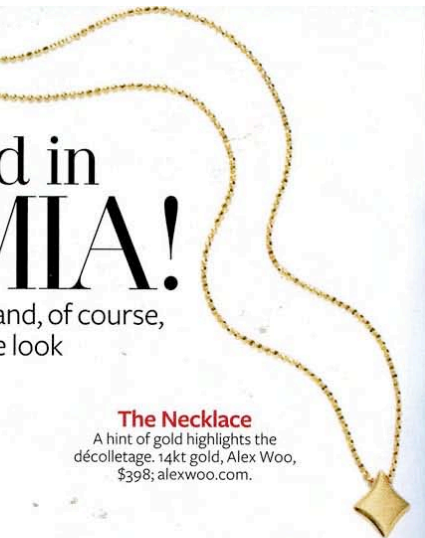
The Gown

Silk ribbons create lots of movement. Beaded tulle, lace, and silk charmeuse, Claire Pettibone, \$3,650; at Kleinfeld, 646-633-4300.




The Necklace

A hint of gold highlights the décolletage. 14kt gold, Alex Woo, \$398; alexwoo.com.



The Wreath

A take on a *stefana*, a traditional Greek wedding crown. Wire with faux pearls, crystals, and stephanotis. Chestnuts in the Tuileries, \$175; 212-367-8151.



Deluxe Edition!

Enter for a chance to win a special-edition *Mamma Mia!* DVD gift set at instyleweddings.com.

HOW TO GET BEACHY WAVES

Mermaid waves are "romantic and relaxed," says Zoe Tahir, *Mamma Mia!*'s on-set hairstylist. To get them, start by applying styling lotion to damp hair. Blow-dry with a diffuser, taking care not to pull at strands. Curl 1" sections in various directions using different-size irons held vertically. Rub a dime-size dollop of styling cream into hands and use fingers to separate curls.



Pure Heat 3-in-1 curling iron, \$150; pureheattools.com.